



**Monitoring the Canadian
Grain Handling and
Transportation System**



**The Movement of
Grain in Containers
in Canada: *Issues
and Measures***

**CSCA/ Pulse Canada
Annual Conference**

**Lethbridge, AB
July 10, 2006**



Topics

- Overview
- Industry Structure
- Business Models
- Issues and Challenges
- Measures
- Summary: What have we learned?



Study Approach

- Industry Research
 - Much written, mostly individual opinions
- Special Crops Association
 - Good starting point
- Stakeholder Sessions
 - 40 + meetings with good industry cross section

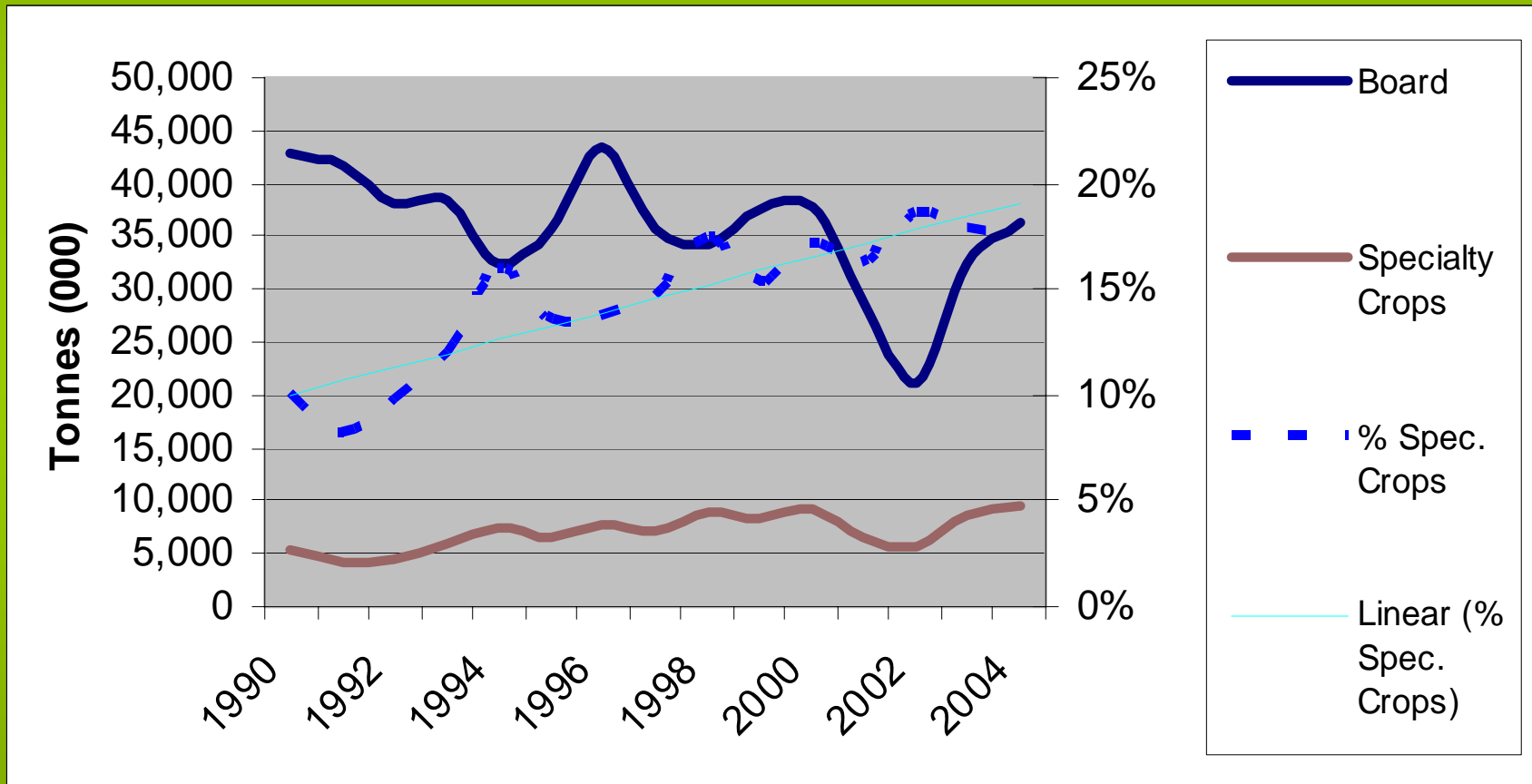


Overview

- 250 % increase in production of Special Crops in the past 15 years
- Different markets with variety of sale conditions
- Container lines and Railways “bought” into this market and helped it to grow
- Growth has now exceeded capacity, with the expected ramifications



Industry Structure





Industry Structure

- Two Business Models
 - Source Loading
 - Port Loading



Business Model – Source Loading

- First preference of most shippers
- Economics driven by a combination of supply and length of haul from the Container Terminal
- Shortage of empty containers in prairie (Saskatchewan) a driving factor
- Prairie demographics not conducive to sustainable “natural” inbound supply



Business Model – Port Loading

- Driven by lack of inland equipment supply
- Process complexity: *Single biggest risk*
- Several players in Vancouver market
 - Capacity & capability exhibits significant variability
- Sector has “plateaued” and will require a strategic capital approach
 - Rail Capacity, track side storage, sanitary & phytosanitary issues
 - “Go big or go home” scenario at play
 - Expansion options: Edmonton, WestNav



Logistical Economics

July 10, 2006

Container Study



Shipper Economics

	Source Loaded at SK Points	Port Loaded, Origin SK	Source Loaded at AB Points	Port Loaded, Origin AB
Origin Dray	\$ 432		\$ 432	
Rail / (hopper) Car		\$ 3,553		\$ 2,694
Rail Cost / Container	\$1,100	\$ 888	\$ 600	\$ 673
Ocean	\$ 600	\$ 600	\$ 600	\$ 600
Destination Dray	\$ -	\$ 230	\$ -	\$ 230
Stuffing	\$ -	\$ 545	\$ -	\$ 545
Total/ Container	\$ 2,132	\$ 2,263	\$ 1,632	\$ 2,048
Alternative Differential		6%		26%



Shippers Cost of Risk

	Source Loaded at SK Points	Port Loaded, Origin SK	Source Loaded at AB Points	Port Loaded, Origin AB
Preliminary Costs	\$ 2,132	\$ 2,263	\$ 1,632	\$ 2,048
Repositioning	952		1,098	
Origin Storage	375		375	
Re file		200		200
Storage (7 days)		875		875
Demurrage		180		180
Max Cost of Risk	1,327	1,255	1,473	1,255
Adjusted Cost/ Cont.	\$ 3,459	\$ 3,518	\$ 3,105	\$ 3,303
Risk Value %	62%	55%	90%	61%
Adjusted Alternative Differential		2%		6%

July 10, 2006

Container Study



Shipping Lines Perspective

	Asia Pacific to Canada	Canada to Asia Pacific	Total
<i>Lading Value (CDN)</i>	\$ 80,000	\$11,500	
Weight/ Container (tonnes)	11	23	
Ocean Revenue	\$ 4,000	\$ 600	\$ 4,600
Freight % of total Value	5.0%	5.2%	
Est. Avg. Cycle Time	53 days	43 days	96 days
Trips/ Year/ Container			3.8
Revenue/ Year/ Container			\$17,490
% Value of 1 Canadian shipment			3%
The Value in terms of container cycle days			6.25



Issues and Challenges

- Process Related
 - Forecasting
 - Empty Allocation
 - Risk
 - Bottlenecks
 - Communication and Documentation
 - Vessel Space
- Regulatory
- Railways
- Ports
- Industry Knowledge

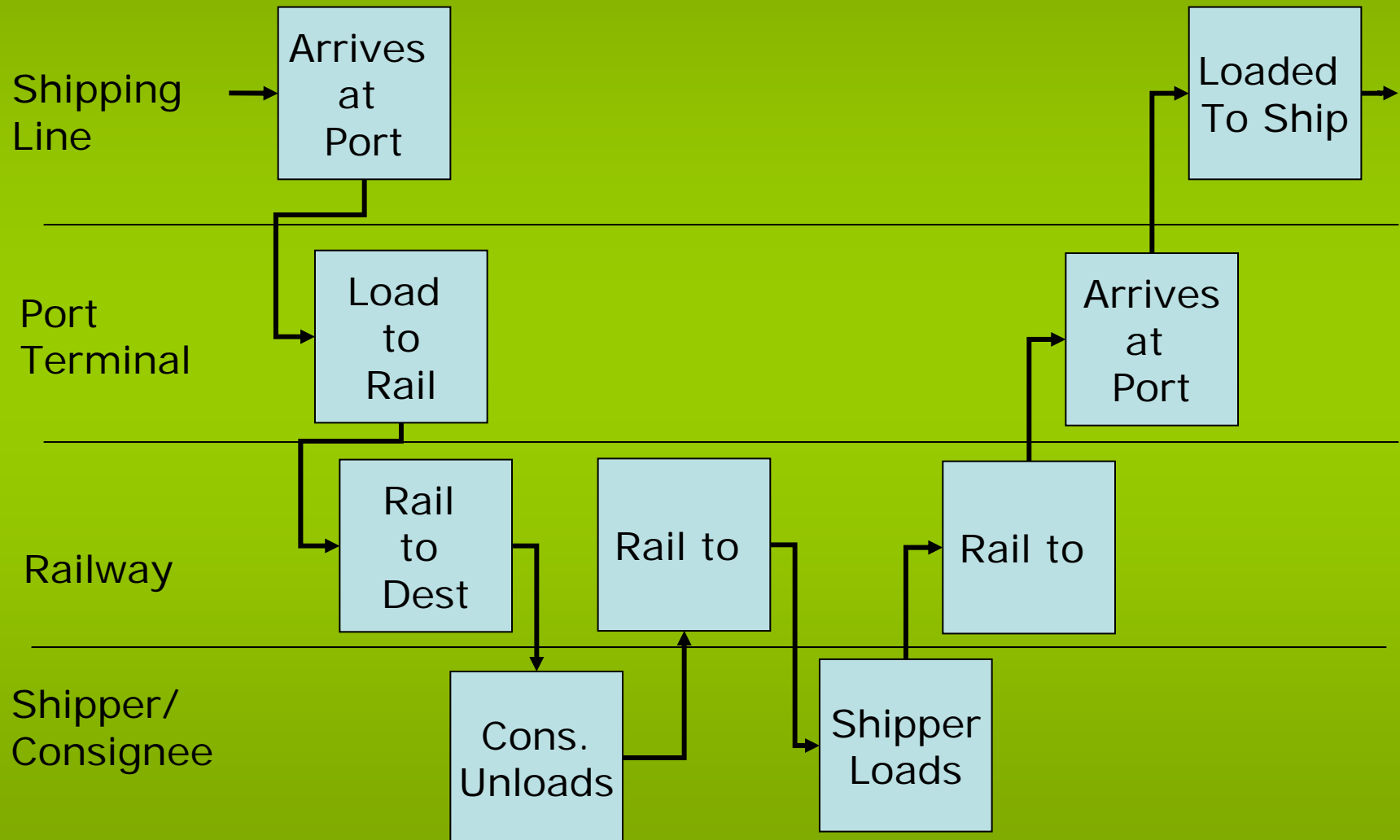


Issues and Challenges

- Process Related
 - Forecasting
 - Empty Allocation
 - Risk
 - Bottlenecks
 - Communication and Documentation
 - Vessel Space
- Regulatory
- Railways
- Ports
- Industry Knowledge



Process Flows

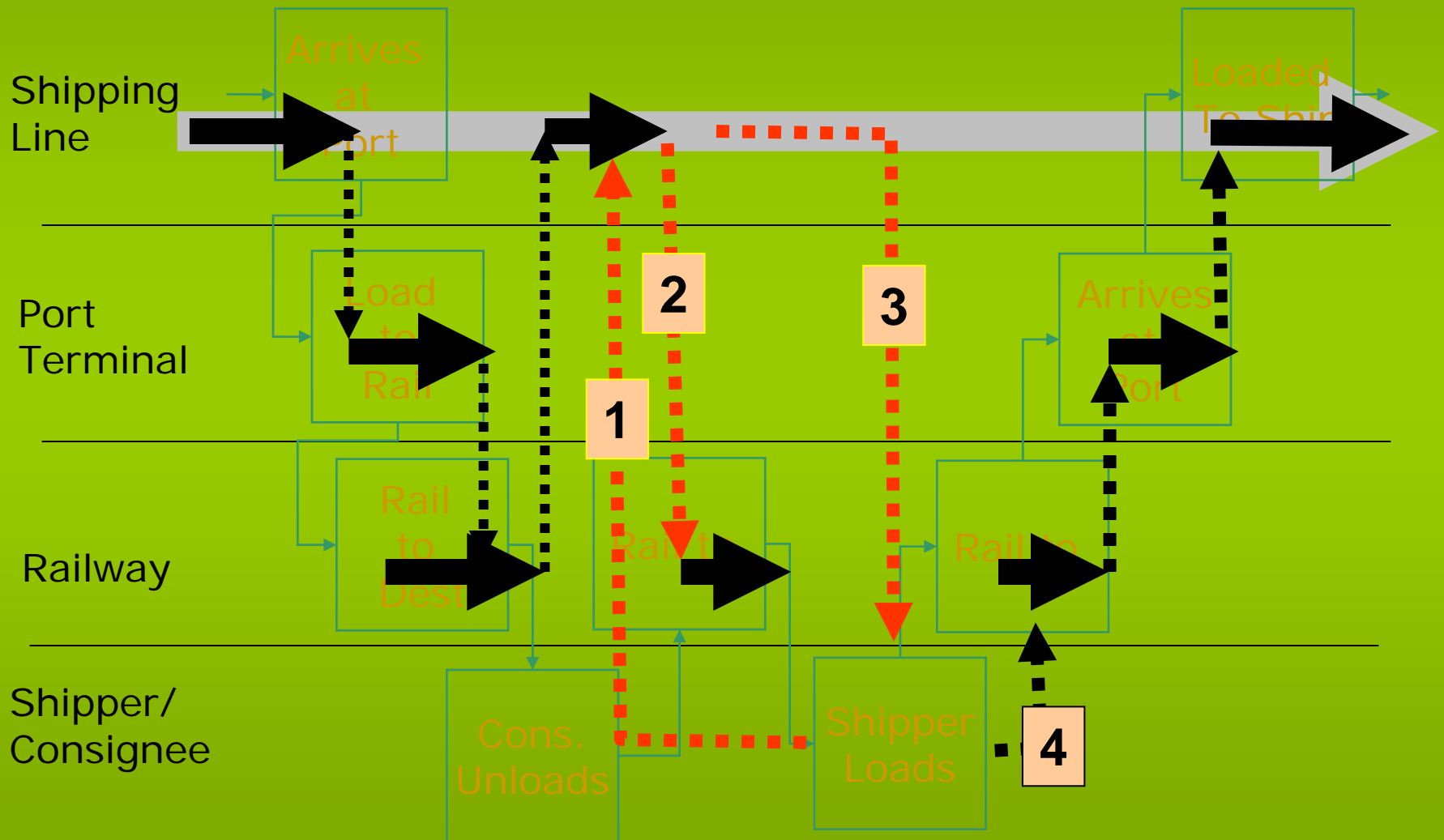


July 10, 2006

Container Study



Data Flows



July 10, 2006

Container Study



Risk Exposure

- Risk mitigation means protecting supply of empties
- Queue jumping at inland container terminals
- Hoarding of equipment
- Over confidence in forward bookings
- Overbooking on vessels

Net Result = Sub-optimization of supply chain



Issues and Challenges

- Process Related
 - Forecasting
 - Empty Allocation
 - Risk
 - Bottlenecks
 - Communication and Documentation
 - Vessel Space
- Regulatory
- Railways
- Ports
- Industry Knowledge



Cabotage Regulations

- Current Situation
 - Canadian tax rules (based on Tariff 9801.10 of the Canada Customs Act) state that foreign built and owned equipment must exit the country no later than 30 days after its incoming lading has been discharged (++)
 - Rules are “loosely” enforced by the CBSA
 - Tariff item exists due to specific NAFTA provisions
- Need harmonization with US
- Challenges lies in complexity of tripartite NAFTA and gaining the “will” to move forward.



Issues and Challenges

- Process Related
 - Forecasting
 - Empty Allocation
 - Risk
 - Bottlenecks
 - Communication and Documentation
 - Vessel Space
- Regulatory
- **Railways**
- Ports
- Industry Knowledge



Railways

- Pipeline Management
 - Common practice used to avoid congestion
- Bulk Handling model vs. Manifest Train model
 - Special crops sales not conducive to whole unit train movement
- Service a common issue
 - Transit performance (time and consistency)
 - Car allocation
 - Spotting of both empties and loads



Railway Transit – Hopper Cars

<u>2004-05 Crop Year</u>	<u>Loaded Transit</u>	<u>Standard Deviation</u>
Board Grains	11.4 days	6.5
Canola	9.9 days	6.4
Specialty Crops	<u>16.5 days</u>	<u>8.3</u>
All Movements	11.8 days	6.7



Issues and Challenges

- Process Related
 - Forecasting
 - Empty Allocation
 - Risk
 - Bottlenecks
 - Communication and Documentation
 - Vessel Space
- Regulatory
- Railways
- Ports
- Industry Knowledge



Issues and Challenges

Ports

- Land Cost and Availability
- Traffic congestion and associated costs
- Labour – truck, dock and other
- Overall “perceptions”
Canada has gained

Industry Knowledge

- Big challenge for service providers
- Institutional knowledge of certain smaller shippers an issue
- Logistics as a profession as opposed to an administrative burden



Measures

- Creating a measures package
 - Container Movement (statistics and demographics)
 - Equipment Availability and Velocity (Performance)
 - Special Crops
- Challenges
 - Data Availability
 - Relevance
 - Gov't Support



Summary: What have we learned?

1. Most issues are more process related than anything else.
2. A conflict exists between Source and Port loading approaches as one often sub optimizes the other: *Pick one or compromise?*
3. Regulatory solutions will only provide an opening – *Will anyone walk through?*
4. Railway issues are common to all stakeholders, *including the railways!*
5. Industry is willing to help themselves – but they are looking for someone to provide guidance, leadership and/or facilitation.

Monitoring the Canadian Grain Handling and Transportation System



Thank You